

La Crème Aster Public School
 KG Monthly Planner- April
 Session- 2021-22




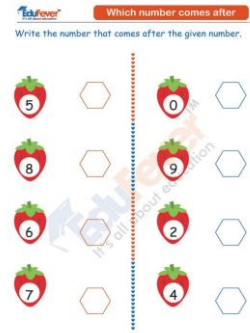


THEME OF THE MONTH – MYSELF





SOCIAL SKILL – TOGETHERNESS

VALUE- SHARING IS CARING

<https://www.youtube.com/watch?v=lemi7YT-6Dc>

Subject	Topic	Learning Outcome	Art Integration	Assessment
<p>English</p>	<p>-Revision of Aa-Zz -Introduction of group 1 of Jolly Phonics.</p> <p>-Introduction of vowels</p> <p>-Introduction of "a" CVC words</p> <div data-bbox="325 824 714 1079" style="background-color: #ffffcc; padding: 5px; border: 1px solid black;"> <p style="text-align: center;">Letter Sounds</p> <ol style="list-style-type: none"> 1. s a t i p n 2. c/k e h r m d 3. g o u l f b 4. ai j oa ie ee or 5. z w ng v oo oo </div> <p><i>First group of Phonic sounds has been started. Kindly revise three letters words with these sounds.</i></p>	<p>Each child will be able to....</p> <p>Recognize the sound related to the letter.</p> <p>Understand the concept of Vowels</p> <p>Read and understand 'a' CVC words</p>	<p>Vocabulary: Writing down the new words and making Pictionary of the words</p> <p>Writing Practice: Writing new words.</p> <div data-bbox="1302 722 1543 1015" style="text-align: center;"> <p>vowels</p> </div> <p>Speaking Skills</p> <p>Recite the poem--God's love - My Little Teeth - My Home</p>	<p>-Phonics sounds</p> <p>-Vowels</p> <p>-Vocabulary: bat, cat, hat, mat, sat, pat</p> <p>Sight words- is, The, I</p>

<p>Math</p>	<ul style="list-style-type: none"> - Revision of forward counting 1-20 - Introduction of 'What comes After' (1-20) 	<p>Child will be able to:</p> <p>Understand</p> <ul style="list-style-type: none"> - Forward counting - What comes after the given number 	<p>Activities</p> <p>Interactive worksheet related to the concept</p> <p>-</p>  <p>Count and write the number of objects</p>	<ul style="list-style-type: none"> -Book exercises -Practice sheets related to the topics. -Oral
<p>EVS</p>	<ul style="list-style-type: none"> - About Myself - My Family 	<p>Child will be able to</p> <p>Speak- About Myself MyFamily NamesofBodyParts</p> <p>Understand</p> <ul style="list-style-type: none"> -Nuclear Family -JointFamily 	<p>Family tree</p>  <p>Story- My Birthday party</p>	<p>Practice sheets related to the topic</p>
<p>Hindi</p>	<ul style="list-style-type: none"> -Revision of swars -Introduction of Vyanjanक,ख,ग,घ,ङ. 	<p>Each child will be able to....</p> <p>Recognize the vyanjjans</p> <p>Match the vyanjan to the related picture</p> <p>Write the vyanjan introduced</p>	<p>Writing Practice: Writing new vyanjans</p>  <p>क ख ग घ ङ</p> <p>Rhymes book -</p> <ul style="list-style-type: none"> - मेराघर - सीख - मेरापरिवार 	<ul style="list-style-type: none"> - Match the vyanjan with the related picture

<p>Experiential Learning</p>	<ul style="list-style-type: none"> - Earth Day - Non Fire Cooking - Germ Experiment 	<ul style="list-style-type: none"> - Importance and love for mother Earth - Enjoy making meals without fire - How important is our nature and how we can nurture it? - Wash hands for 20 seconds. -Washing your hand with water may rinse off some dirt and germs, but soap does a much better job. 	<p>3-D Earth Making</p>  <p>Sprout Salad making</p> 	
<p>Art</p>	<ul style="list-style-type: none"> - My first day in school - Alphabet Drawing - Earth Day - Mahavir Jayanti - Birthday Scene 	<ul style="list-style-type: none"> -Expands awareness, - -Develop fine motor skill - Hand and eye coordination, fine motor 	<ul style="list-style-type: none"> - Book Mark - Alphabet- A & B - 3D Earth Making - PAC Book- Worksheet-7 - Free Hand Drawing 	
<p>Dance</p>	<p>Warm up and Stretching</p> <p>Hasta Mudra- Pathakam</p> <p>Hasta Mudra- Tirupathakam</p>	<ul style="list-style-type: none"> - Coordination and control of the body - Development of special awareness 		

Music	आरोह-सा, रे, ग, प, ध, नि, सा	<ul style="list-style-type: none"> - Self-Expression - Memory skills development 		
Physical Education	<ul style="list-style-type: none"> - Balancing - Basic Yoga - Stretching Exercise 	<ul style="list-style-type: none"> - Identify different body parts. - Move different body parts by themselves and in combination. - Balance objects on different body parts. - Move objects with different body parts. 		

Breakfast schedule for the month-

Monday:- Milk, Bread- butter

Tuesday:- Poha, Juice

Wednesday:- Stuffed Paratha, Lemonade

Thursday:- Veg Sandwich, Fruits

Friday:- Vermicelli/Pasta/Uttpam/Fried Idli/Sprouts




(Children will have the breakfast in circle time)


La Crème Aster Public School
KG Monthly Planner- June
Session- 2021-22



THEME OF THE MONTH – PANTS AROUND US
SOCIAL SKILL – NURTURE PLANTS
VALUE- EAT HEALTHY, BE HEALTHY
[HTTPS://YOUTU.BE/ISE_VUMYMJO](https://youtu.be/ISE_VUMYMJO)

Subject	Topic	Learning Outcome	Art Integration	Assessment
<p>English</p>	<p>*Introduction of ‘a’ and ‘i’ CVC words</p> <div style="background-color: yellow; padding: 5px; text-align: center;"> <p>Letter Sounds</p> <p>1. s a t i p n</p> <p>2. c/k e h r m d</p> <p>3. g o u l f b</p> <p>4. ai j oa ie ee or</p> <p>5. z w ng v oo oo</p> </div> <p><i>First group of Phonic sounds has been started. Kindly revise three letters words with these sounds.</i></p>	<p>Each child will be able to....</p> <p>Recognize the sound related to the letter.</p> <p>Understand the concept of Vowels</p> <p>Read and understand ‘i’ CVC words</p>	<p>Vocabulary: Writing down the new words and making Pictionary of the words</p> <p>Writing Practice: Writing new words.</p> <p>Speaking Skills</p> <p>Recite the poem- Salad Treat - I Like Fruits</p>	<p>-Phonics sounds</p> <p>-vowels</p> <p>-vocabulary</p>
<p>Maths</p>	<p>- What comes After, Before, between, Put the sign (>, <, =)</p> <p>-</p>	<p>Child will be able to:</p> <p>Understand</p> <p>- All the concepts of numbers (1-20)</p>	<p>Activities</p> <p>Interactive worksheet related to the concept</p>	<p>-book exercises</p> <p>-Practice sheets related to the topics.</p> <p>-Oral</p>

<p>EVS</p>	<ul style="list-style-type: none"> - Plants growth cycle (Germination) - Fruits - Vegetables - Flowers 	<p>Child will be able to</p> <p>Speak- About my favourite fruit</p> <ul style="list-style-type: none"> -My favourite vegetables - Names of Flowers <p>Understand</p> <ul style="list-style-type: none"> -Things need to grow a plant - Importance of healthy food 	<p>Story- Save Trees</p> 	<p>Practice sheets related to the topic</p> <p>-Show and Tell- My Favourite Fruit</p> 
<p>Hindi</p>	<p>*Introduction of Vyanjan च,छ,ज,झ,ञ</p>	<p>Each child will be able to....</p> <p>Recognize the vyanjjans</p> <p>Match the vyanjan to the related picture</p> <p>Write the vyanjans introduced</p>	<p>Writing Practice: Writing new vyanjans</p> <p>Rhymes book –</p> <ul style="list-style-type: none"> - हरी सब्जियां - सेब 	<p>- Match the vyanjan with the related picture</p>
<p>Experiential Learning</p>	<ul style="list-style-type: none"> - Environment Day activity - Non Fire Cooking 	<ul style="list-style-type: none"> - Importance and love for mother Earth - Enjoy making meals without fire - Importance of Healthy Food 	<p>Salad Decoration</p> 	

Art	<ul style="list-style-type: none"> - Save Trees - Parts of the plant - Pencil waste pasting - Mother's Day card making 	<ul style="list-style-type: none"> - Hand eye coordination - Fine Motor Skills 		
Physical Education	<ul style="list-style-type: none"> - Balancing - Skipping and Hopping 	Move different body parts themselves and with coordination		
Dance	Hastmudra- Tirupathakam Dance- Dura Dura..	Coordination and control of the bodies and development of spatial awareness.		
Music	अवरोह- सां, नि, ध, प, म, ग, रे, सा	Self-Expression Memory skills development		

Breakfast schedule for the month-

Monday:- Lemonade, Veg Upma

Tuesday:- Idli, Sambhar

Wednesday:- Stuffed Paratha, Juice


Thursday:- Veg Sandwich, Fruits


Friday:- Vermicelli/Pasta/Bread Pizza

(Children will have the breakfast in circle time)

La Crème Aster Public School
KG Monthly Planner- July
SESSION 2021-22

Theme of the month: **Our Planet (Earth)**

<u>LANGUAGE DEVELOPMENT</u>		<u>COGNITIVE/CONCEPT DEVELOPMENT</u>	<u>SOCIAL & EMOTIONAL DEVELOPMENT</u>	<u>EARLY EXPERIENCES SCIENCE & TECHNOLOGY</u>	
<u>Skill</u>	<u>English</u>	<u>Hindi</u>	<u>Maths</u>	<u>E.V.S/GK</u>	
				<u>Experiential Learning</u>	
Written work	<p>-Revision of 'a' and 'i' CVC words -Introduction of 'u' CVC words</p> <p>Fitzroy word skill book</p> <p>Fitzroy Reader (A Big Pig, Bug on rug)</p> <p>Sight words- it, had, a, this, the, is, and, in, on</p> <p>-Activity sheets</p> <div style="background-color: yellow; padding: 5px; margin: 10px 0;"> <p style="text-align: center; color: red; font-weight: bold;">Letter Sounds</p> <ol style="list-style-type: none"> 1. s a t i p n 2. c/k e h r m d 3. g o u l f b 4. ai j oa ie ee or </div> <p><i>Second group of Phonic sounds has been started. Kindly revise three letters words with these sounds.</i></p>	<p>-Revision of swar and vyanjans done so far</p> <p><i>Introduction of vyanjan</i></p> <p>ट, ठ, ड, ढ, ण</p> <p>त, थ, द, ध, न</p> <p>-Hindi Preset 3 Book</p> <p>-Akshargyan book</p>	<p>-Forward counting 1-50</p> <p>-Revision of</p> <p>*What comes After</p> <p>*What comes Between</p> <p>*What comes before</p> <p>-Introduction of concepts:</p> <p>*Put the sign (<, > or =)</p> <p>*Small to Big</p> <p>*Big to Small</p> <p>-My Skill Book Math 3</p> <p>-Activity Sheets</p>	<p>Introduction: -</p> <p>*Save Energy</p> <p>*Save Water</p> <p>*Recycle, Reduce, Reuse</p> <p>*The Sun, Earth and the Moon</p> <p>*Day and Night</p> <p>*Days of the week</p> <p>-Activity Sheets</p>	<p>Science</p> <p>Experiment: Day and Night</p> <p>Discussion:</p> <ul style="list-style-type: none"> • What is solar system? • Why it is dark in night and bright in day? 

					<hr/> Non-fire Cooking - Phases of Moon (Oreo Biscuit)
Oral	<p>*Revision of all phonics. *Lilting Lyrics Rhymes book - – We shall overcome... - Ten little frogs..</p>	<p>*Revision of vyanjan *Lilting Lyrics Rhymes book – एक से दस हम सैर करने जाएंगे</p>	<p>* Revision of Forward counting 1 to 50 *Recognition of numbers</p>		

<u><i>Physical Development</i></u>		<u><i>Language & Literacy Skills</i></u>	
<u><i>Fine Motor Skills</i></u>	<u><i>Gross Motor Skills</i></u>		
<ul style="list-style-type: none"> • Free hand drawing • 3R Crown making 	<ul style="list-style-type: none"> • Wriggle Fingers • Push and pull the door 		
<u><i>Aesthetic & Creative Development</i></u>	<u><i>Experiential Learning</i></u>	<u><i>General Awareness & Oratory Skills</i></u>	

- *Paper Bag Making*
- *Best out of waste-Lamp making*
- *Dance & Music*

*Science Experiment-
Day and Night*



- *Video on Save Water*
- **Story-** Save Water



**Aster Public School, KP5
KG Monthly Planner- August
Session- 2021-22**


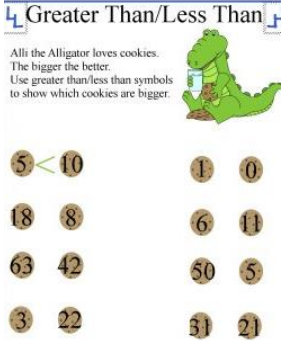







THEME OF THE MONTH – Animal Kingdom & Independence Day



SOCIAL SKILL – BE KIND TO ANIMALS

VALUE- MY INDIA, MY PRIDE

Subject	Topic	Learning Outcome	Art Integration	Assessment																																																																		
<p>English</p>	<p>Revison of ‘a’, ‘i’, ‘u’ CVC words</p> <p>*Introduction of ‘o’ CVC words</p> <p>*Concept of This/That</p> <p>*Fitzroy Word Skills book</p> <p>*Fitzroy Reader - Dot</p> <p>*Sight words- his, him, was, a, this, the, is, and, in, on, to, went, that, me, he, she</p> <p>Activity Sheets</p>	<p>Each child will be able to....</p> <p>Recognize the sound related to the letter.</p> <p>Understand the concept of Vowels</p> <p>Read and understand ‘a’, ‘i’, ‘u’, ‘o’ CVC words</p>	<p>Vocabulary: Writing down the new words and making Pictionary of the words</p> <p>Writing Practice: Writing new words.</p> <div data-bbox="1285 886 1650 1187" style="border: 1px solid black; padding: 5px; text-align: center;"> <p>Short o</p> <table style="margin: auto;"> <tr> <td>ob</td> <td>og</td> <td>op</td> <td>ot</td> <td>ox</td> <td></td> </tr> <tr> <td>cob</td> <td>bog</td> <td>cop</td> <td>cot</td> <td>box</td> <td>mom</td> </tr> <tr> <td>gob</td> <td>cog</td> <td>hop</td> <td>dot</td> <td>fox</td> <td>rod</td> </tr> <tr> <td>job</td> <td>dog</td> <td>mop</td> <td>got</td> <td>fox</td> <td></td> </tr> <tr> <td>lob</td> <td>fog</td> <td>pop</td> <td>hot</td> <td>pox</td> <td></td> </tr> <tr> <td>mob</td> <td>hog</td> <td>top</td> <td>jot</td> <td></td> <td></td> </tr> <tr> <td>rob</td> <td>jog</td> <td></td> <td>lot</td> <td></td> <td></td> </tr> <tr> <td>sob</td> <td>log</td> <td></td> <td>not</td> <td></td> <td></td> </tr> <tr> <td></td> <td></td> <td></td> <td>pot</td> <td></td> <td></td> </tr> <tr> <td></td> <td></td> <td></td> <td>rot</td> <td></td> <td></td> </tr> <tr> <td></td> <td></td> <td></td> <td>tot</td> <td></td> <td></td> </tr> </table> </div> <p>Speaking Skills</p> <p>Recite the poem--God’s love</p> <ul style="list-style-type: none"> - Old Mcdonald - Zoo - Incy Wincy Spider 	ob	og	op	ot	ox		cob	bog	cop	cot	box	mom	gob	cog	hop	dot	fox	rod	job	dog	mop	got	fox		lob	fog	pop	hot	pox		mob	hog	top	jot			rob	jog		lot			sob	log		not						pot						rot						tot			<p>-Phonics sounds</p> <p>-Vowels</p> <p>-Vocabulary: Cot, dot, hot, pot, dog, fog, jog, log, cop, mop, top, pop, hop, box, fox</p> <p>Sight words- went, that, me, he, she</p>
ob	og	op	ot	ox																																																																		
cob	bog	cop	cot	box	mom																																																																	
gob	cog	hop	dot	fox	rod																																																																	
job	dog	mop	got	fox																																																																		
lob	fog	pop	hot	pox																																																																		
mob	hog	top	jot																																																																			
rob	jog		lot																																																																			
sob	log		not																																																																			
			pot																																																																			
			rot																																																																			
			tot																																																																			

<p>Math</p>	<p>-Forward counting 1-70 -Revision of *What comes After *What comes Between *What comes before</p> <p>-Introduction of concepts: *Put the sign (<,> or =) *Small to Big *Big to Small</p> <p>-My Skill Book Math 3</p> <p>-Activity Sheets</p>	<p>Child will be able to:</p> <p>Understand</p> <ul style="list-style-type: none"> - Forward counting - Concept of Big-Small, Small-Big 	<p>Activities</p> <p>Interactive worksheet related to the concept</p>  <p>-Arrange the objects from Small-Big</p>	<p>-Book exercises</p> <p>-Practice sheets related to the topics.</p> <p>-Oral</p> <p>* Revision of Forward counting 1 to 70</p> <p>*Recognition of numbers</p>
<p>EVS</p>	<ul style="list-style-type: none"> *National symbols *Domestic Animals *Aquatic Animals and their young ones *Animal sounds *Insects 	<p>Child will be able to Understand</p> <ul style="list-style-type: none"> - National Festivals - Names of national symbols - Colours of the National Flag - Names and recognition of Animals 	<p>Animals mask making</p> 	<p>Practice sheets related to the topic</p>

<p>Hindi</p>	<p>Revision of swar and vyanjan done so far</p> <p>Introduction of vyanjan</p> <p>प- म</p> <p>*Hindi Preset 3 Book</p> <p>*Akshargyan Book</p> <p>*Do akshar wale shabd</p>	<p>Each child will be able to....</p> <p>Recognize the vyanjjans</p> <p>Match the vyanjan to the related picture</p> <p>Write the vyanjan introduced</p>	<p>Writing Practice: Writing new vyanjans</p> <p>Rhymes book -</p> <ul style="list-style-type: none"> - मोटा कालू - मेरे प्यारे जानवर - मछली रानी 	<ul style="list-style-type: none"> - Match the vyanjan with the related picture - Vocabulary धन, गज, जग, ऊन, खग, नथ, छत, एक
<p>Experiential Learning</p>	<p>- Virtual visit of monuments of India</p>   	<ul style="list-style-type: none"> - Enjoy making meals without fire - Tri colour pin wheel sandwich 	<ul style="list-style-type: none"> • Tri colour kite making 	<ul style="list-style-type: none"> - How many colours are there in Indian flag? - Where does our Prime Minister hoist flag on Independence day? - On which date Independence day is celebrated? - National Symbols

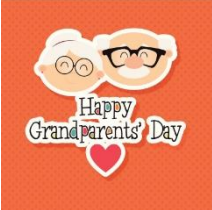
<p>Art</p>	<ul style="list-style-type: none"> - Rakhi making - Flute making - Colouring in National Flag 	<ul style="list-style-type: none"> -Expands awareness, - -Develop fine motor skill - Hand and eye coordination 	 <p>Paper Flute</p>	
<p>Dance</p>	<p>Warm up and Stretching</p>	<ul style="list-style-type: none"> - Coordination and control of the body - Development of special awareness 		
<p>Music</p>	<p>song 'One more step along the world I go'.</p>	<ul style="list-style-type: none"> - Self-Expression - Memory skills development 		
<p>Physical Education</p>	<ul style="list-style-type: none"> - Correct postures - Pouring water - Stretching Exercise 	<ul style="list-style-type: none"> - Identify different parts of foot that are involved in walking. - Move different body parts by themselves and in combination. - Balance objects on different body parts. - Move objects with different body parts. 		





Aster Public School, KP5
KG Monthly Planner- September
Session- 2021-22

THEME OF THE MONTH – Moral Values

SOCIAL SKILL – STAY AWAY FROM STRANGERS

VALUE- ALWAYS USE MAGIC WORDS (SORRY, PLEASE, THANK YOU, EXCUSE ME)

Subject	Topic	Learning Outcome	Art Integration	Assessment
English	Revison of all CVC words * 'e' CVC words *Concept of This/That Introduction: Digraphs ai -Phonics Pupil Book *Sight words- his, him, was, a, this, the, is, and, in, on, to, went, that, me, he, she, go, we, are, you Activity Sheets	Each child will be able to.... Recognize the sound related to the letter. Understand the concept of Digraphs Read and understand 'ai', 'oa' words	Vocabulary: Writing down the new words and making Pictionary of the words Speaking Skills Recite the poem- – Good Manners - My Teacher	-Phonics sounds -Digraphs -Vocabulary: Bed, led, pen, den, hen, pet, get, let, tail, pain, mail, aid, snail, main, train, maid, wait, aim, fail, Sight words- go, we, are, you
EVS	*Safety Values *Magical Words *Good Manners *Hygiene -Activity Sheets	Child will be able to Understand - Safety at home - Safety at school - Safety from diseases - Good touch/ bad touch - Good manners	- Magic words on flowers - Grandparents Day card making 	Speaking Skills Activity- My Teacher for Life
Physical Education	- Correct postures - Pouring water - Stretching Exercise	- Identify different parts of foot that are involved in walking. - Move different body parts by themselves and in combination. - Balance objects		

<p>Math</p>	<p>-Forward counting 1-100 -Revision of *What comes After *What comes Between *What comes before -Introduction of concepts: *Put the sign (<, > or =) *Small to Big *Big to Small -My Skill Book Math 3 -Activity Sheets</p>	<p>Child will be able to:</p> <p>Understand</p> <ul style="list-style-type: none"> - Forward counting - Concept of Big-Small, Small-Big 	<p>Activities</p> <p>Interactive worksheet related to the concept</p>  <p>-Arrange the objects from Small-Big</p>	<p>-Book exercises</p> <ul style="list-style-type: none"> -Practice sheets related to the topics. -Oral * Revision of Forward counting 1 to 100 *Recognition of numbers
<p>Hindi</p>	<p>Revision of swar and vyanjan done so far Introduction of vyanjanय- व *Hindi Preset 3 Book *Akshargyan Book *Do akshar wale shabd</p>	<p>Each child will be able to.... Recognize the vyanjans Match the vyanjan to the related picture Write the vyanjan introduced</p>	<p>Writing Practice: Writing new vyanjans</p> <p>Rhymes book – गाँधी जी के बन्दर अच्छे बच्चे</p>	<ul style="list-style-type: none"> - Match the vyanjan with the related picture - Vocabulary Hindi diwas
<p>Art</p>	<ul style="list-style-type: none"> - Grandparents card making - PAC book activity - Magic words on flower 	<ul style="list-style-type: none"> -Expands awareness, - -Develop fine motor skill - Hand and eye coordination 		 <p>Grandparents Day Card</p>
<p>Dance</p>	<p>Warm up and Stretching</p>	<ul style="list-style-type: none"> - Coordination and control of the body - Development of special awareness 		

Aster Public School, KP5
 KG Monthly Planner- October
 Session- 2021-22



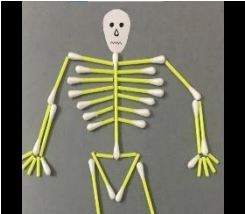



THEME OF THE MONTH -: Festivals of India

SOCIAL SKILL – INDIA IS FULL OF TRADITIONS, FESTIVALS, CULTURES AND VALUES

VALUE- WHERE THERE IS UNITY, THERE IS ALWAYS VICTORY

Subject	Topic	Learning Outcome	Art Integration	Assessment
English	Revision of diagraphs-ai, oa -Introduction of diagraphs- ie, ee -Pupil book -Sentences with ai, oa, ie, ee sound words -Sight Words- his, him, was, a, this, the, is, and, in, on, to, went, that, me, he, she, go, we, are, you , all, put, you, your	Each child will be able to.... Recognize the sound related to the letter. Understand the concept of Digraphs Read and understand 'ie', 'ee' words	Vocabulary: Writing down the new words and making Pictionary of the words Speaking Skills Recite the poem- - A monkey on the coconut tree	-Phonics sounds -Digraphs -Vocabulary: Pie, die, fries, seed, deep, weep, jeep, bee, free, tree, feet Sight words- all, put, you, your
EVS	*Festivals *Gandhi jayanti	-What is unity in diversity? -Main festivals of India. -Different cultures of India -Why do we celebrate Dussehra?	<ul style="list-style-type: none"> • Ravan making • Navratri activity 	Speaking Skills Activity My Favourite festival


Physical Education	<ul style="list-style-type: none"> - Correct postures - Pouring water - Stretching Exercise 	<ul style="list-style-type: none"> - Identify different parts of foot that are involved in walking. - Move different body parts by themselves and in combination. - Balance objects 		
Math	Revision of Forward counting 1-100 -Revision of *What comes After *What comes Between *What comes before -Introduction of concepts: *Put the sign (<, > or =) *Small to Big *Big to Small - Number names (11-20)	Child will be able to: Understand <ul style="list-style-type: none"> - Forward counting - Concept of Big-Small, Small-Big 	Activities Interactive worksheet related to the concept -Arrange the objects from Small-Big	-Book exercises -Practice sheets related to the topics. -Oral * Revision of Forward counting 1 to 100 * Recognition of numbers
Hindi	Revision of swar and vyanjan done so far Introduction of vyanjan श- ङ *Hindi Preset 3 Book *Akshargyan Book *Do akshar wale shabd (revision)	Each child will be able to.... Recognize the vyanjjans Match the vyanjan to the related picture Write the vyanjan introduced	Writing Practice: Writing new vyanjans Rhymes book – -राजा राम -घड़ी	- Match the vyanjan with the related picture - Vocabulary
Art	<ul style="list-style-type: none"> • Charkha making • Clay molding • Ravan making <ul style="list-style-type: none"> • Navratri activity • Halloween Day Activity 	<ul style="list-style-type: none"> -Expands awareness, - -Develop fine motor skill - Hand and eye coordination 		




Dance	- Dandiya dance - Dance forms of India	- Coordination and control of the body - Development of special awareness		
Experiential Learning	Non Fire Cooking Chocolate Lollypop	- language development - Explore new food - Express creativity through recipe development and presentation		


Aster Public School, KP5
KG Monthly Planner- November
Session- 2021-22



THEME OF THE MONTH -: Community Helpers/ Sense organs
SOCIAL SKILL – SHARING IS CARING
VALUE- APPRECIATE PEOPLE WHO HELPS OTHERS

Subject	Topic	Learning Outcome	Art Integration	Assessment
English	<p>Revision of diagraphs- ai, oa, ie, ee</p> <p>-Introduction of diagraphs- ‘or’, ‘ng’</p> <p>-Pupil book</p> <p>-Sentences with ai, oa, ie, ee, or, ng sound words</p> <p>-Sight Words- his, him, was, a, this, the, is, and, in, on, to, went, that, me, he, she, go, we, are, you ,all, put, you,your, for, has, have, am, my</p>	<p>Each child will be able to....</p> <p>Recognize the sound related to the letter.</p> <p>Understand the concept of Digraphs</p> <p>Read and understand ‘or’, ‘ng’</p>	<p>Vocabulary: Writing down the new words and making Pictionary of the words</p> <p>Speaking Skills Recite the poem- - The Doctor -The Cobbler -We are Helpers</p>	<p>-Phonics sounds</p> <p>-Digraphs</p> <p>-Vocabulary: Corn, fork, cord, born, horn, long, sing, string, ring, king</p> <p>Sight words- for, has, have, am, my</p>
EVS	<p>*Our Neighborhood</p> <p>*Community Helpers</p> <p>*Children’s Day</p> <p>*Parts of body</p> <p>*Sense organs</p>	<p>-What is the need of community helpers?</p> <p>-What are sense organs?</p> <p>-What is the use of sense organs in our body?</p> <p>-Why do we celebrate Diwali?</p>	<ul style="list-style-type: none"> • Sensory Wheel • Theme Board Activity 	<p>Speaking Skills Activity</p> <ul style="list-style-type: none"> • Community Helpers



<p>Math</p>	<p>Revision of Forward counting 1-100 -Revision of *What comes After *What comes Between *What comes before * Number names (11-20)</p> <p>-Introduction of concepts: *Put the sign (<, > or =) *Small to Big *Big to Small</p>	<p>Child will be able to: Understand - Forward counting - Concept of Big-Small, Small-Big</p> 	<p>Activities</p> <p>Interactive worksheet related to the concept</p> <p>-Arrange the objects from Small-Big</p>	<p>-Book exercises</p> <p>-Practice sheets related to the topics.</p> <p>-Oral * Revision of Forward counting 1 to 100 *Recognition of numbers</p>
<p>Hindi</p>	<p>Revision of swar and vyanjan done so far Introduction of vyanjan: श्र, ड़, ढ़ *Hindi Preset 3 and 4 Book *Akshargyan Book *Sentence of Do akshar wale shabd</p>	<p>Each child will be able to.... Recognize the vyanjjans Match the vyanjan to the related picture Write the vyanjan introduced</p>	<p>Writing Practice: Writing new vyanjans</p> <p>Rhymes book – - हमारे जवान</p>	<p>- Match the vyanjan with the related picture - Vocabulary</p>
<p>Art</p>	<ul style="list-style-type: none"> • Diya decoration • Guru Nanak Jayanti • Toran making 	<p>-Expands awareness -Develop fine motor skill - Hand and eye coordination</p>		
<p>Dance</p>	<p>- Happy Happy Diwali</p>	<p>- Coordination and control of the body - Development of special awareness</p>		




Experiential Learning	Non Fire Cooking Bhel puri	<ul style="list-style-type: none"> - language development - Explore new food - Express creativity through recipe development and presentation 	<ul style="list-style-type: none"> • Bhel Puri 	
Physical Education	<ul style="list-style-type: none"> - Correct postures - Pouring water - Stretching Exercise 	<ul style="list-style-type: none"> - Identify different parts of foot that are involved in walking. - Move different body parts by themselves and in combination. - Balance objects 		

Aster Public School, KP5
KG Monthly Planner- December
Session- 2021-22



THEME OF THE MONTH -: Seasons
SOCIAL SKILL – CHANGE IS PART OF LIFE
VALUE- GO WITH THE FLOW

Subject	Topic	Learning Outcome	Art Integration	Assessment
English	<p>Revision of diagraphs- ai, oa, ie, ee, or, ng</p> <p>-Introduction of diagraphs- ‘, ‘oo’, ‘oo’</p> <p>-Pupil book</p> <p>-Sentences with ai, oa, ie, ee, or, ng , oo, oo sound words</p> <p>-Sight Words- his, him, was, a, this, the, is, and, in, on, to, went, that, me, he, she, go, we, are, you ,all, put, you,your, for, has, have, am, my</p>	<p>Each child will be able to....</p> <p>Recognize the sound related to the letter.</p> <p>Understand the concept of Digraphs</p> <p>Read and understand , ‘oo’, ‘oo’</p>	<p>Vocabulary: Writing down the new words and making Pictionary of the words</p> <p>Speaking Skills Recite the poem- - Winter - Spring is here</p>	<p>-Phonics sounds</p> <p>-Digraphs</p> <p>-Vocabulary: Look, hook, book, moon, room, broom, foot, hood, food, root</p> <p>Sight words- for, has, have, am, my</p>
EVS	<p>*Spring</p> <p>*Summer</p> <p>*Rainy</p> <p>*Autumn</p> <p>*Winter</p> <p>*Christmas</p>	<p>-Touch and feel Hot and Cold</p> <p>-Do skittles/Gems dissolve faster in hot water?</p> <p>- How long the colors take to reach the centre of the plate?</p> <p>- What should we eat/drink in different seasons?</p>	<p>• Hot and Cold</p> 	<p>Speaking Skills Activity</p> <ul style="list-style-type: none"> New Year Resolution 


<p>Math</p>	<p>Revision of Forward counting 1-100 -Revision of *What comes After *What comes Between *What comes before * Number names (11-20) -Introduction of concepts: *Put the sign (<,> or =) *Small to Big *Big to Small * Picture Addition *Single Number Addition</p>	<p>Child will be able to: Understand - Forward counting - Concept of Big-Small, Small-Big - Addition (Single digit)</p>	<p>Activities -Interactive worksheet related to the concept -Arrange the objects from Small-Big</p>	<p>-Book exercises -Practice sheets related to the topics. -Oral * Revision of Forward counting 1 to 100 *Recognition of numbers</p>
<p>Hindi</p>	<p>Revision of swar and vyanjan done so far Introduction: *Hindi Preset 3 and 4 Book *Akshargyan Book * Teen Akshar wale shabad *Sentence of Do akshar wale shabd</p>	<p>Each child will be able to.... -Recognize the vyanjjans -Match the vyanjan to the related picture -Read and write Do and Teen Akshar Wale Shabad</p>	<p>Writing Practice: Writing new two and three letter words</p>	<p>- Match the vyanjan with the related picture - Vocabulary</p>
<p>Art</p>	<ul style="list-style-type: none"> • Santa Mask Making • Number Drawing • Snow Man with paper rolling 	<p>-Expands awareness -Develop fine motor skill - Hand and eye coordination</p>		
<p>Dance</p>	<p>Rudolph the red nosed reindeer</p>	<p>- Coordination and control of the body - Development of special awareness</p>		
<p>Experiential Learning</p>	<p>Non Fire Cooking</p> <ul style="list-style-type: none"> • Christmas Treatment • Hot and Cold 	<p>- language development - Explore new food - Express creativity through recipe development and presentation</p>		


Physical Education	<ul style="list-style-type: none">- Correct postures- Pouring water- Stretching Exercise	<ul style="list-style-type: none">- Identify different parts of foot that are involved in walking.- Move different body parts by themselves and in combination.- Balance objects		
---------------------------	--	--	--	--


Aster Public School, KP5
 KG Monthly Planner- January
 Session- 2021-22



THEME OF THE MONTH -: **Transport and Republic Day**
SOCIAL SKILL - PATRIOTISM
VALUE- OPPORTUNITY TO INTERACT WITH THE BUILT ENVIRONMENT

Subject	Topic	Learning Outcome	Art Integration	Assessment
English	<p>Revision of diagraphs- ai, oa, ie, ee, or, ng, oo, oo</p> <p>-Introduction of diagraphs- 'sh' , 'ch'</p> <p>-Pupil book</p> <p>-Sentences with ai, oa, ie, ee, or, ng , oo, oo, sh, ch sound words</p> <p>-Sight Words- his, him, was, a, this, the, is, and, in, on, to, went, that, me, he, she, go, we, are, you ,all, put, you,your, for, has, have, am, my</p>	<p>Each child will be able to....</p> <p>Recognize the sound related to the letter.</p> <p>Understand the concept of Digraphs</p> <p>Read and understand 'sh' , 'ch'</p>	<p>Vocabulary: Writing down the new words and making Pictionary of the words</p> <p>Speaking Skills Recite the poem- - Aeroplane - Traffic light</p>	<p>-Phonics sounds</p> <p>-Digraphs</p> <p>-Vocabulary: Ship, sheep, shop, dish, fish ,chip, chin, chess, chair, champ</p> <p>Sight words- for, has, have, am, my</p>
EVS	<p>*Transport</p> <p>-Land transport</p> <p>-Water transport</p> <p>-Air transport</p> <p>*Action Words</p> <p>*Opposites</p>	<p>*What do you mean by Transport?</p> <p>*What are the different types of transport?</p> <p>*What is the importance of transport?</p>	<p>Working Origami Rocket</p> 	<p>Speaking Skills Activity</p> <ul style="list-style-type: none"> • My Favourite Transport

<p>Math</p>	<p>Revision of Forward counting 1-100 -Revision of *What comes After *What comes Between *What comes before * Number names (11-20) * Picture Addition *Single Number Addition</p> <p>-Introduction of concepts: *Put the sign (<,> or =) *Small to Big *Big to Small * Picture Addition *Single Number Addition *Picture Subtraction</p>	<p>Child will be able to: Understand - Forward counting - Concept of <ul style="list-style-type: none"> • Addition • Subtraction </p>	<p>Activities</p> <p>-Interactive worksheet related to the concept</p> <p>-Arrange the objects from Small-Big</p>	<p>-Book exercises</p> <p>-Practice sheets related to the topics.</p> <p>-Oral * Revision of Forward counting 1 to 100 *Recognition of numbers</p>
<p>Hindi</p>	<p>Revision of swar and vyanjan done so far Introduction: *Sentence of Do and Teen akshar wale shabd *Hindi Preset 4 Book *Akshargyan Book</p>	<p>Each child will be able to.... -Recognize the vyanjjans -Match the vyanjan to the related picture - Read and write sentence of Do and Teen akshar wale shabd</p>	<p>Writing Practice: Writing new two and three letter words Recite the poem: -छोटी किशती</p>	<p>- Match the vyanjan with the related picture - Vocabulary</p>
<p>Art</p>	<ul style="list-style-type: none"> • Truck paper Model • Boat and Aeroplane with paper Folding 	<p>-Expands awareness -Develop fine motor skill - Hand and eye coordination</p>		
<p>Dance</p>	<p>Patriotic Dance</p>	<p>- Coordination and control of the body - Development of special awareness</p>		

<p>Experiential Learning</p>	<p>Non Fire Cooking</p> <ul style="list-style-type: none"> • Fruit Cream • Rocket 	<ul style="list-style-type: none"> - language development - Explore new food - Express creativity through recipe development and presentation 		
<p>Physical Education</p>	<ul style="list-style-type: none"> - Correct postures - Pouring water - Stretching Exercise 	<ul style="list-style-type: none"> - Identify different parts of foot that are involved in walking. - Move different body parts by themselves and in combination. - Balance objects 		




Aster Public School, KP5
KG Monthly Planner- February
Session- 2021-22

THEME OF THE MONTH -: KNOWLEDGE IS POWER

SOCIAL SKILL – LEARNING FROM EACH ONE ANOTHER

VALUE- NEVER GIVE UP

Subject	Topic	Learning Outcome	Art Integration	Assessment
English	<p>Revision of diagraphs- ai, oa, ie, ee, or, ng, oo, oo, 'sh' , 'ch'</p> <p>-Pupil book</p> <p>-Sentences with ai, oa, ie, ee, or, ng , oo, oo, sh, ch sound words</p> <p>-Sight Words- his, him, was, a, this, the, is, and, in, on, to, went, that, me, he, she, go, we, are, you ,all, put, you,your, for, has, have, am, my</p>	<p>Each child will be able to....</p> <p>Recognize the sound related to the letter.</p> <p>Understand the concept of Digraphs</p> <p>Revising the Previous topics for final Exam</p>	<p>Activities</p> <p>-Interactive worksheet related to the concept</p>	<p>-Phonics sounds</p> <p>-Digraphs</p> <p>-Vocabulary: All the wors done so far</p> <p>Sight words- done so far</p>
EVS	<p>*Revision :</p> <p>- Our Neighborhood</p> <p>- Community Helpers</p> <p>- Parts of Body</p> <p>- Sense Organs</p> <p>- Seasons</p> <p>-Transport</p> <p>- Festivals</p>	<p>Revising the Previous topics for final Exam</p>	<p>Activities</p> <p>-Interactive worksheet related to the concept</p>	<p>- Oral Recapitulation</p> <p>* Our Neighborhood</p> <p>*Community Helpers</p> <p>*Parts of Body</p> <p>*Sense Organs</p> <p>*Seasons</p> <p>*Transport</p> <p>*Festivals</p>

<p>Math</p>	<p>Revision of Forward counting 1-100 -Revision of *What comes After *What comes Between *What comes before * Number names (11-20) * Picture Addition *Single Number Addition *Put the sign (>,<,-) *Small to Big *Big to Small</p>	<p>Revising the Previous topics for final Exam</p>	<p>Activities -Interactive worksheet related to the concept</p>	<p>-Practice sheets related to the topics. -Oral * Revision of Forward counting 1 to 100 *Recognition of numbers</p>
<p>Hindi</p>	<p>Revision of : *swar and vyanjan done so far *Do and Teen Akshar wale shabad *Sentence of Do and Teen akshar wale shabd</p>	<p>Revising the Previous topics for final Exam</p>	<p>Activities -Interactive worksheet related to the concept</p>	<p>- Oral Recapitulation *vyanjan with the related picture * Do and Teen Akshar wale shabad</p>
<p>Art</p>	<ul style="list-style-type: none"> • Holi Scene • Flower Making 	<p>-Expands awareness -Develop fine motor skill - Hand and eye coordination</p>		
<p>Dance</p>	<p>Holi Dance</p>	<p>- Coordination and control of the body - Development of special awareness</p>		
<p>Experiential Learning</p>	<p>Non Fire Cooking</p> <ul style="list-style-type: none"> • Fruit pops with chocolate dip 	<p>- language development - Explore new food - Express creativity through recipe development and presentation</p>		

Physical Education	<ul style="list-style-type: none">- Correct postures- Pouring water- Stretching Exercise	<ul style="list-style-type: none">- Identify different parts of foot that are involved in walking.- Move different body parts by themselves and in combination.- Balance objects		
---------------------------	--	--	--	--